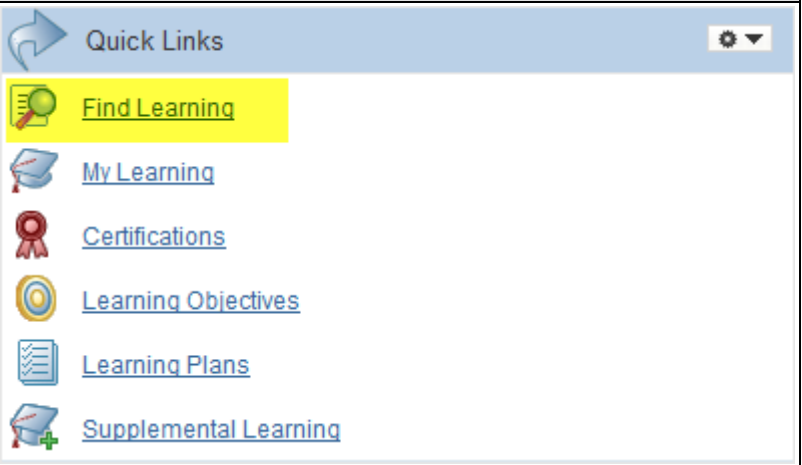


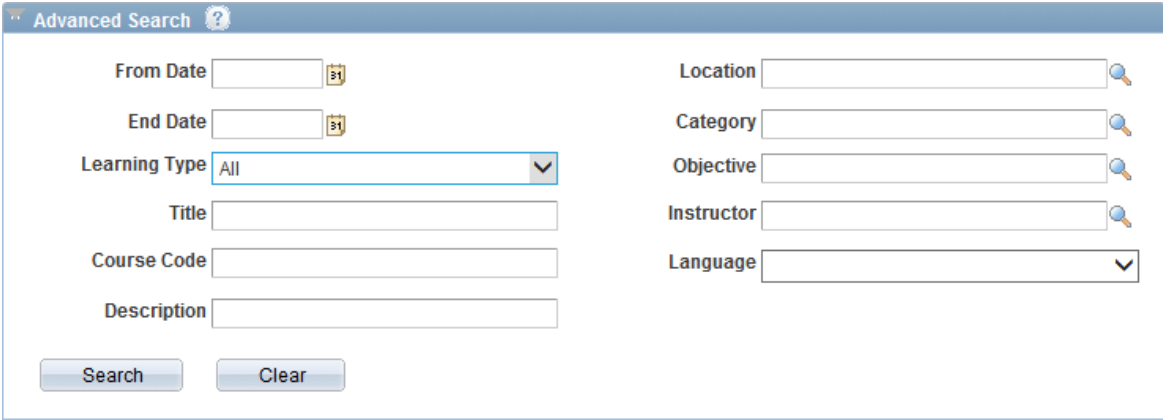
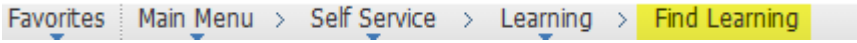


Searching the Catalog

Step	Action
1.	<p>Begin by navigating to the My Learning page. Click the Find Learning Quick Link.</p> 
2.	<p>If you already have a particular course in mind, you can search directly by entering your search word (course name, partial name, or keyword) into the Search for Learning pagelet.</p> 
3.	<p>Once you have arrived at the Find Learning page, you may enter your search criteria into the keyword search field provided and press Enter on your keyboard.</p> 

Step	Action
4.	<p>You may Filter Results, by clicking on any of the filters provided to the left of the course listing.</p> <p>You may filter by Catalog Categories, Learning Type, Upcoming Events and Ratings.</p> <div> <p>Category</p> <ul style="list-style-type: none"> CE Direct (390) Computer Application Tr...(206) eCare (159) BLS_ACLS_PALS (108) Finance (71) More... <p>Learning Type</p> <ul style="list-style-type: none"> Web Based Training (546) No Learning Type (509) Instructor-Led (163) Simulation Lab (22) Curriculum (5) <p>Upcoming Events</p> <ul style="list-style-type: none"> Anytime (557) 90+ Days (138) Next 90 Days (43) Next 60 Days (23) Next 30 Days (3) More... <p>Rating</p> <ul style="list-style-type: none"> 0 rating (1245) </div>
5.	<p>To clear any filters, click the  next to the filter you wish to remove or click the Clear All Filters link.</p> <div> <input type="text" value="Search by keyword"/>  </div> <p>Computer Application Training  Next 30 Days  Clear All Filters</p>

Step	Action
6.	<p>To search by a specific date range, location or instructor, use the Advanced Search feature. Basic Search Advanced Search</p> 
7.	<p>If at any time you want to start the search over, you can refresh the Find Learning page by clicking on Find Learning in the breadcrumb menu located under the Oracle logo in the top left hand corner of the page.</p> 
8.	You have successfully searched the catalog.